

Key Features

- WUXGA 1920 x 1200
- 6,000 ANSI Lumens Brightness
- Laser Phosphor Light Source
- 360° Installation
- Suitable for Heavy Usage, Digital Signage and 24/7 Applications
- Four Digital Inputs: HDBaseT™, HDMI/MHL x 1, HDMI x 1, DVI-D x 1
- 3D Ready
- Multiple Interchangeable Lens Options



Hitachi expands solid state projector line with a 6,000 ANSI lumens, 1-chip DLP model delivering larger-than-life performance.

Hitachi's solid state light source projector line now includes the laser light source model LP-WU6600 with 6,000 ANSI lumens. The new laser diode light source offers approximately 20,000 hours of operation time and is maintenance free, there is no lamp or filter to replace providing a dramatic reduction in total cost of ownership. It can provide 24/7 use for digital signage applications and is a perfect choice for large auditoriums, conference rooms, museums, and concert or stage productions. Plus, 6,000 ANSI lumens brightness and 20,000 : 1 contrast ratio results in a super bright display with outstanding image clarity and uniformity. Always on the cutting-edge of technology, Hitachi's LP-WU6600 is an HDBaseT™ enabled projector which delivers whole-home and commercial distribution of uncompressed HD multimedia content over a single CAT5e/6 cable. HDBaseT is unique in its ability to provide professional installers with a much simpler and more cost-effective way to transmit uncompressed HD video up to 328 ft. No matter how large the application environment, the LP-WU6600 delivers larger-than-life performance. For added peace of mind, Hitachi's LP-WU6600 is also backed by a generous warranty and our world-class service and support programs. The LP-WU6600 is eligible for the Hitachi OneVision program for higher education.

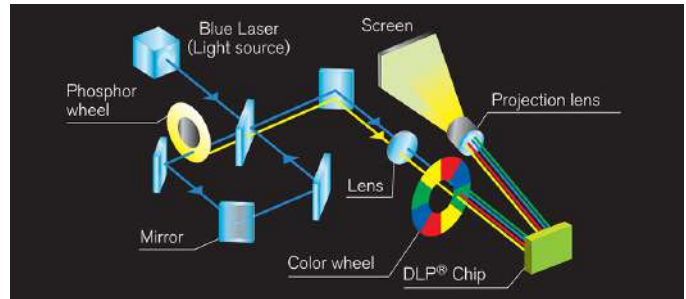


UNIQUE FEATURES

Long Life 20,000 Hours* Laser Light Source

Light source combines blue laser diodes and phosphor which can achieve 7,000 lumens. The projection image is bright and clear, with vivid color. Since lamp exchange is unnecessary, maintenance cost is reduced. No need anymore to worry about lamp life, making it a perfect choice for digital signage applications that require long hours of continuous projection. Plus, by not using mercury lamps, the projectors are eco-friendly. With an approximate light source of 20,000 hours, the laser projector series is suitable for other venues such as museums and restaurants.

* For laser light source not a guaranteed value.



DICOM® Simulation Mode



Images in DICOM (Digital Imaging and Communications in Medicine) Mode are reproduced with an advanced grayscale level. This mode is ideal for viewing grayscale medical images such as X-rays, and for training and educational purposes.

These projectors are not approved medical devices. They should not be used for actual medical diagnosis.

Dust Resistant Sealed Engine



The air tight structure of the optical engine makes it possible to minimize dust particles entering which could eventually lead to a decrease in brightness. This construction gives the projector resistance to the effects of dust and enables the projector to be used in a wide variety of environments.

Lens Shift

Lens shift can adjust the position of image on the screen by turning the adjusters manually. This adjustment is useful to fit the image to the position without causing keystone distortion.



Maintenance Free Operation



Approximately 20,000 hours of maintenance free operation. There is no need to replace a lamp or air filter, providing a dramatic reduction in the total cost of ownership and time spent changing bulbs.

MHL™

MHL (Mobile High-Definition) allows users to mirror their phone/tablet screen with the projector display. It is compatible with any and all apps.



Interchangeable Lens Options

Lenses are available to match various screen sizes.

	Short Throw Lens SL-61	Semi Short Throw Lens SL-62	Semi Standard Lens SS-63	Standard Lens SD-63	Long Throw Lens ML-64	Super Long Throw Lens LL-65
Zoom Ratio	1.42	1.18	1.28	1.25	1.5	1.67
Throw Ratio	.77 - 1.1	1.1 - 1.3	1.25 - 1.6	1.54 - 1.93	1.93 - 2.9	3.0 - 5.0
Projection Distance (for 100" screen)**	65" - 93" (1.66-2.37m)	94" - 111" (2.36-2.8m)	105" - 136" (2.69-3.45m)	131" - 164" (3.32-4.16m)	161" - 243" (4.16 - 6.25m)	254" - 424" (6.46 - 10.77m)
Screen Size (diagonal)	42.3"-300"	35.8"-379.8"	39.1"-300"	36.1"-211"	32.1" - 481.1"	27.8" - 309.5"
Weight	3.19 lbs (1.45 kg)	2.73 lbs (1.24 kg)	2.86 lbs (1.3 kg)	.88 lbs (0.40 kg)	.99 lbs (0.45 kg)	1.89 lbs (0.86 kg)
Vertical Lens Shift ***	-15%/+55%	-15%/+55%	-15%/+55%	-15%/+55%	-15%/+55%	-15%/+55%
Horizontal Lens Shift	+/-5%	+/-5%	+/-5%	+/-5%	+/-5%	+/-5%

** Screen to projector's screen-side surface.

*** Upside down at ceiling mount position. "+" means that the screen shifts downward.

HI0551-Rev.2-02/18

All specifications subject to change without notice.
©2018 Hitachi America, Ltd. All Rights Reserved.

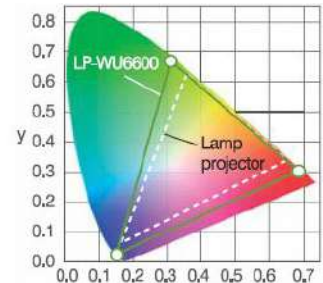
New Phosphor Wheel



A new heat-resistant material is used in the phosphor wheel to withstand the high output from the laser light source.

Wide Range of Color Reproduction

The color reproduction range is wide compared to lamp light projectors and projects brilliantly colored images.



Color space comparison between Hitachi projectors

360° Rotation/Portrait Projection

Display rotation of 360° and portrait projection for creative applications and greater installation flexibility.



3D system by DLP Link



A special 3D emitter is no longer needed for 3D viewing.

Hitachi America, Ltd.

Toll Free: 1.800.HITACHI • Email: dmd.info@hal.hitachi.com
Web: hitachi-america.us/projectors



LP-WU6600 DLP Laser Projector

HITACHI
Inspire the Next

New technology for high brightness and reliability with a lower cost of ownership.

Hitachi's LP-WU6600 laser projector is truly a technology achievement with premier performance for demanding application environments including large auditoriums, conference rooms, museums and concert or stage productions. It can also provide



24/7 use for digital signage applications. An array of new technology features includes Phosphor Wheel, Dust Resistant Sealed Engine, and a more efficient cooling system. Combining 6,000 ANSI lumens with WUXGA 1920 x 1200 resolution, the 1-chip DLP laser light source projector will deliver dynamic images guaranteed to dazzle any audience. All this combined with state-of-the-art connectivity features elevates the LP-WU6600 to the forefront in projector performance, reliability and overall quality. The LP-WU6600 greatly enhances the overall viewing experience, adding an entirely new dimension and level of excitement. Hitachi is the brand name synonymous with advanced projector technology and innovation, and the LP-WU6600 lives up to that reputation.




Front View



Ceiling Mount



Top View




Side Left



Side Right

Input/Outputs



- | | | | |
|---------------------|----------------------|---------------------------|------------|
| 1. Monitor Out | 7. DVI-D | 13. Menu Controls | 19. V-Sync |
| 2. RJ45 | 8. Video | 14. Power | 20. H-Sync |
| 3. USB | 9. Service | 15. Trigger | 21. B/Pb |
| 4. Computer In | 10. HDMI 1 | 16. Wired Remote In & Out | 22. G/Y |
| 5. 3D Sync Out & In | 11. HDMI 2/MHL | 17. Audio In | 23. R/Pr |
| 6. HDBaseT | 12. RS-232C In & Out | 18. Audio In & Out L/R | 24. AC In |

LP-WU6600

HI0551-Rev.2-02/18
All specifications subject to change without notice.
©2018 Hitachi America, Ltd. All Rights Reserved.

Hitachi America, Ltd.

Toll Free: 1.800.HITACHI • Email: dmd.info@hal.hitachi.com
Web: hitachi-america.us/projectors



LP-WU6600 DLP Laser Projector

HITACHI
Inspire the Next

Accessories and Lenses

Supplied Accessories	Remote control, power cord, AA batteries x 2, user's manual cd, user's manual, RGB cable, wire remote cable, 3D sync cable x 2, mount cap, EAC document
Optional Lenses	SL-61 Short Throw, SL-62 Semi Short Throw, SS-63 Semi Standard, SD-63 Standard, ML-64 Long Throw, LL-65 Super Long Throw

Replacement Parts

Remote Control	HL03171
-----------------------	---------

Projection Throw Chart

Screen Size 16:10		Throw Distance	
Diagonal	Width	Min	Max
36.1	31	48	60
50	42	66	82
80	68	105	132
100	85	131	164
120	102	157	197
150	127	196	246
200	170	262	328
211	179	276	346

Throw Ratio: 1.5 - 1.9 : 1 (distance : width)
Screen size and throw distance are measured in inches with standard lens SD-63.

Projection Lens Chart

Lens	Inches	Meters
SL-61	65 - 93	1.66 - 2.37
SL-62	94 - 111	2.36 - 2.8
SS-63	105 - 136	2.69 - 3.45
SD-63	131 - 164	3.32 - 4.16
ML-64	161 - 243	4.16 - 6.25
LL-65	254 - 424	6.46 - 10.77

Projection distances measured in inches and meters with standard lens and optional lenses when projecting onto a 100" diagonal screen.

Specifications

Display	Projection Technology	Single Chip DLP
	Resolution	WUXGA 1920 x 1200
	Brightness	6,000 ANSI lumens
	Colors	1.07 billion colors
	Aspect Ratio	Native 16:10 and 4:3 / 16:9 compatible
	Contrast Ratio	20,000 : 1 (Dynamic black on)
Operation	Throw Ratio (distance : width)	Specifications will vary depending on which lens is used with the projector
	Focus Distance	59" - 275" (with SD-63 lens)
	Display Size	36" - 211" (with SD-63 lens)
	Lens	Specifications will vary depending on which lens is used with the projector
	Expected Light Source Life*	Approximately 20,000 hours
	Speaker Output	12W
Compatibility	Keystone	H: +/-25° and V: +/-30°
	Computer	VGA, SVGA, XGA, WXGA, WXGA+, SXGA, SXGA+, WSXGA+, UXGA, WUXGA, MAC16"
	H-Sync	15 kHz - 91 kHz
	V-Sync	24 Hz - 85 Hz
	Composite Video	NTSC, NTSC4.43, PAL, PAL-M, -N, SECAM
	Component Video	480i, 480p, 576i, 720p, 1080i, 1080p
Connectors	HDMI	480p, 720p, 1080i, 1080p, Computer signal TMDS clock 27 MHz - 162 MHz
	Digital Input	HDBaseT x 1, HDMI x 1, HDMI/MHL x 1, DVI-D x 1
	DVI-D	DVI-D connector x 1
	Computer Input 1	15-pin mini D-sub x 1 (shared with analog component video input)
	Computer Input 2	5 BNC connector x 1 (shared with component video input)
	Computer Monitor Output	15-pin mini D-sub x 1
	Video Input	
	Composite Video	RJ-45 jack x 1
	Component Video	5 BNC x 1 (shared with analog computer input), 15-pin mini D-sub x 1 (shared with analog computer input)
	Audio Input	3.5mm stereo mini jack x 1, RCA jack (L/R) x 1
	Audio Output	RCA jack (L/R) x 1
	Network LAN Wired	RJ-45 jack x 1
	Wired Remote	3.5 mm Stereo mini jack x 1 (In and Out)
	HDBaseT	RJ-45 jack x 1
Control Terminals	9-pin D-sub x 1 for RS-232 control in (Serial, Cross) 9-pin D-sub x 1 for RS-232 control out (Serial, Cross) HDBaseT	
Trigger	3.5 mm stereo mini jack	
3D Sync	VESA 3-pin x 1 (In and Out)	
Ratings & Warranty	Power Supply	AC100-130V / AC200-240V, 50/60HZ
	Power Consumption	650W
	Operating Temperature	32°F - 95°F (0°C-35°C) Normal mode 32°F - 104° (0°C-40°C) Eco mode
	Dimensions (W x D x H)	18.5" x 20.5" x 8.7"
	Weight	Approximately 54.5 lbs.
	Approvals	UL 60950-1 / cUL FCC Part 15 subpart B class A

* Actual light source life will vary by individual light source based on environmental conditions, selected operating mode, user settings and usage. Hours of average light source life specified are not guaranteed and do not constitute part of the product or light source warranty. Light source brightness decreases over time.



HI0551-Rev.2-02/18
All specifications subject to change without notice.
DLP and the DLP logo are registered trademarks of Texas Instruments. Crestron® and Crestron RoomView® are registered trademarks of Crestron Electronics, Inc. in the United States and other countries. HDMI, the HDMI Logo, and High-Definition Multimedia Interface are trademarks or registered trademarks of HDMI Licensing LLC in the United States and other countries. HDBaseT™ and the HDBaseT Alliance logo are trademarks of the HDBaseT Alliance.
©2018 Hitachi America, Ltd. All Rights Reserved.



Hitachi America, Ltd.

Toll Free: 1.800.HITACHI • Email: dmd.info@hal.hitachi.com
Web: hitachi-america.us/projectors

